



**Dev Sangha Institute of Professional Studies & Educational Research (DIPSER)
College of Education (For Women), Deoghar**

Date: 22.04.2022

Analysis of Stakeholders' Feedback 2021-2022

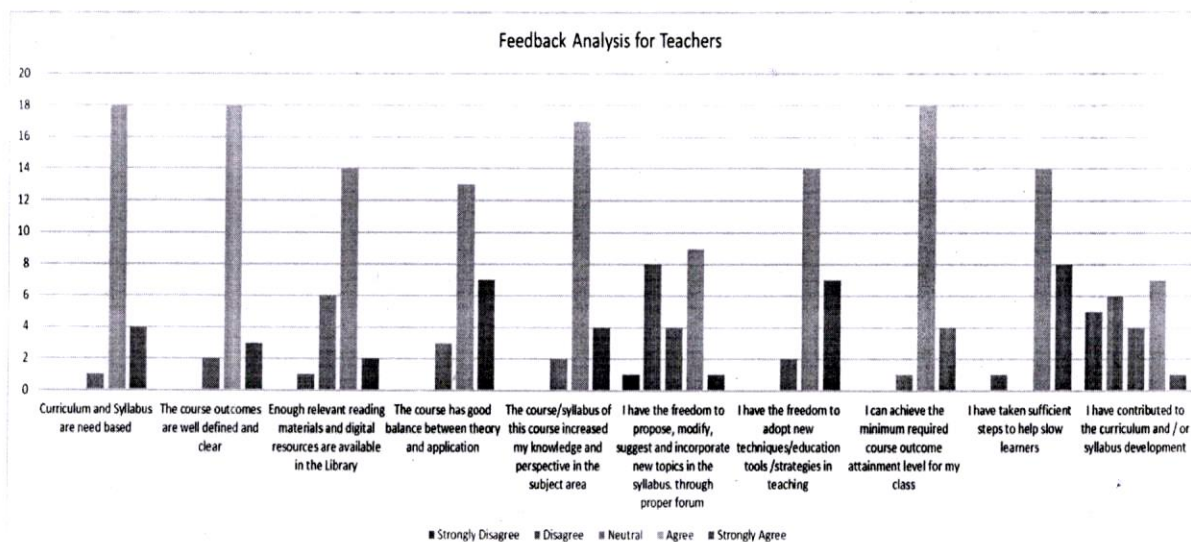
The Stakeholders' Feedback for the year 2021-22 was carried out in January 2022. In this 23 Teachers, 44 M.Ed. Students, 198 B.Ed. Students, 50 second year D.El.Ed. Students & 47 first year D.El.Ed. Students have participated.

FEEDBACK ANALYSIS FOR TEACHERS

1. 17.39% of teachers strongly agreed that the curriculum and syllabus are need based. 78.26% of teachers agreed to it, 4.34% of teachers were neutral while none of the teachers either disagreed or strongly disagreed to it.
2. For the course outcomes 13.04% of teachers strongly agreed, 78.26% of teachers agreed, 8.69% of teachers were neutral while none of the teachers were either disagree or strongly disagree that that they are well defined and clear.
3. Regarding the availability of enough relevant reading materials and digital resources in the library, 8.69% of teachers strongly agreed, 60.87% of teachers agreed, 26.09% of teachers were neutral, 4.34% of teachers disagreed and no teacher strongly disagree to it.
4. 30.44%, 56.52%, 13.04%, 0% and 0% of teachers were strongly agree, agree, neutral, disagree and strongly disagree respectively for the good balance between theory and application in the course.
5. 17.39% of teachers strongly agreed that the course/syllabus of the course increased their knowledge and perspective in the subject area. 73.91% of teachers agreed to it, 8.69% of teachers were neutral while none of the teachers either disagreed or strongly disagreed to it.
6. For the freedom they have to propose, modify, suggest and incorporate new topics in the syllabus through proper forum 4.34% of teachers strongly agreed, 39.13% of teachers agreed, 17.39% of teachers were neutral, 34.48% of teachers disagreed while 4.34% of teachers strongly disagreed to it.
7. For the freedom they have to adopt new techniques/education tools/strategies in teaching 30.44% of teachers strongly agreed, 60.87% of teachers agreed, 8.69% of teachers were neutral while none of the teachers were either disagree or strongly disagree to it.
8. 17.39% of teachers strongly agreed, 78.26% of teachers agreed, 4.34% of teachers were neutral while none of the teachers either disagreed or strongly disagreed that they can achieve the minimum required course outcome attainment level for their class.
9. 34.78%, 60.87%, 0%, 4.34% and 0% of teachers strongly agreed, agreed, neutral, disagreed and strongly disagreed respectively that they have taken sufficient steps to help slow learners.

Debi

10. 4.34% of teachers strongly agreed, 30.44% of teachers agreed, 17.39% of teachers were neutral, 26.09% of teachers disagreed while 21.74% of the teachers strongly disagreed that they have contributed to the curriculum and/or syllabus development.

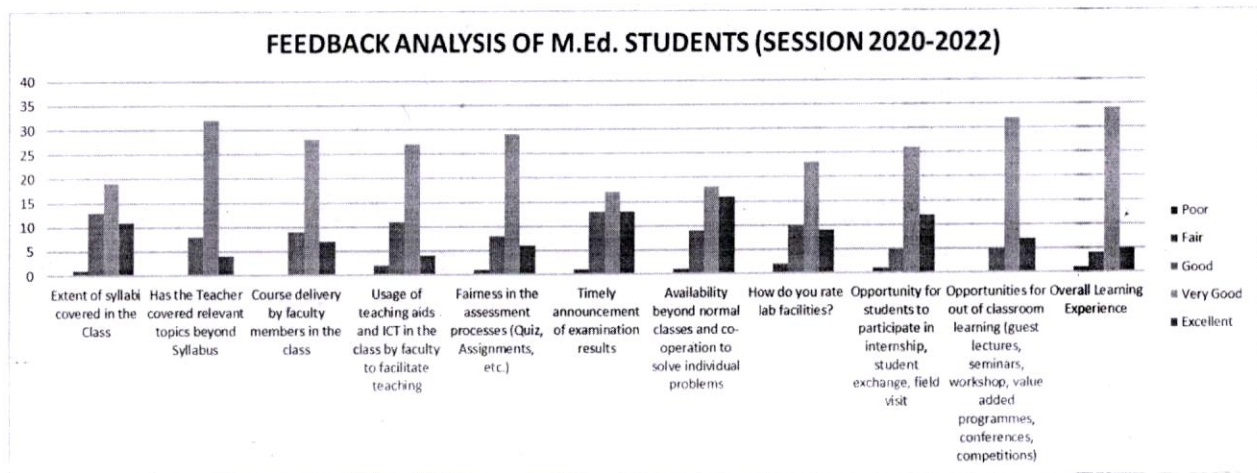


FEEDBACK ANALYSIS FOR M.Ed. STUDENTS (SESSION 2020-2022)

- 25% students agreed that the extent of the syllabus covered in the class is excellent, 43.18% agreed it to be very good, 29.55% agreed it to be good, 2.27% agreed it to be fair while none of the students agreed for poorly covered.
- Regarding the relevant topics beyond the syllabus covered by the teacher 9.09% students gave it excellent remark, 72.73% students gave it very good, 18.18% students gave it good, whereas none of the students gave it either fair or poor remarks.
- For course delivery by faculty members in the class 15.91%, 63.64%, 20.45%, 0% and 0% of students remarked it as excellent, very good, good, fair and poor respectively.
- As far as usage of teaching aids and ICT in the class by faculty to facilitate teaching is considered 9.09% students considered it excellent, 61.36% students considered it very good, 25% students considered it as good, 4.55% students considered it as fair and 0% students considered it as poor.
- 13.64%, 65.91%, 18.18%, 2.27% and 0% of students considered excellent, very good, good, fair and poor fairness in the assessment processes respectively.
- Regarding timely announcement of examination results 29.55% students gave it excellent remark, 38.64% students gave it very good, 29.55% students gave it good, 2.27% students gave it fair whereas 0% of the students gave it poor remarks.
- As far as availability beyond normal classes and co-operation to solve individual problems is considered 36.36% students considered it excellent, 40.91% students considered it very good, 20.46% students considered it as good, 2.27% students considered it as fair and 0% students considered it as poor.
- 20.46%, 52.27%, 22.73%, 4.55% and 0% of students rated lab facilities as excellent, very good, good, fair and poor respectively.

Babita

9. 27.27% students agreed that the opportunity they got to participate in internship, students exchange, field visit is excellent,59.10% agreed it to be very good,11.36% agreed it to be good 2.27% agreed it to be fair while none agreed to be poor.
10. As far as opportunities for out of classroom learning (guest lectures, seminars, workshop, value added program, conferences, competitions) is considered 15.91% students considered it excellent,72.73% students considered it very good,11.36% students considered it as good, 0% students considered it as fair and 0% students considered it as poor.
11. For overall learning experiences 11.36%,77.27%,9.09%,2.27% and 0% of students remarked it as excellent, very good, good, fair and poor respectively.

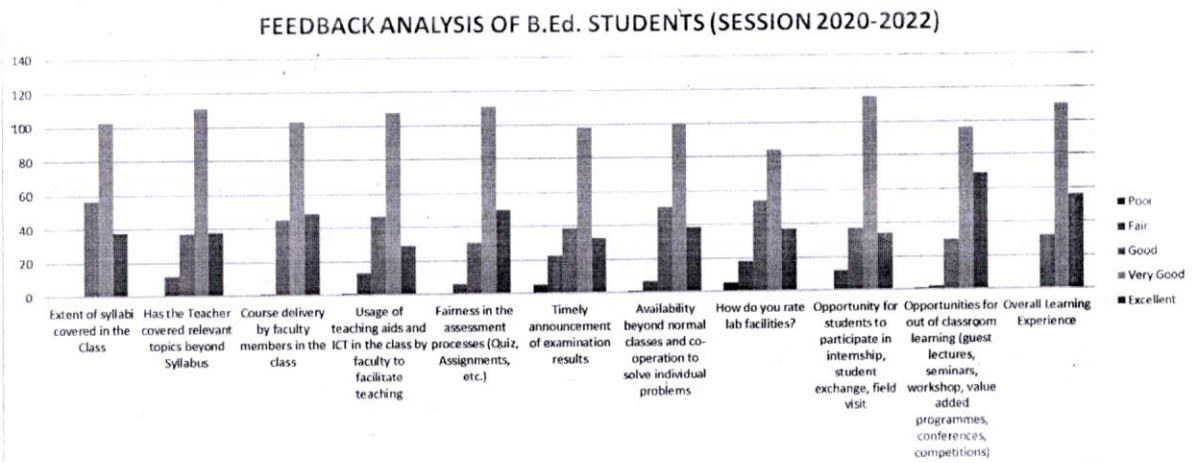


FEEDBACK ANALYSIS FOR B.Ed. STUDENTS (SESSION 2020-2022)

1. 19.9% students agreed that the extent of the syllabus covered in the class is excellent,52% agreed it to be very good,28.7% agreed it to be good while none of the students agreed for either fairly or poorly covered.
2. Regarding the relevant topics beyond the syllabus covered by the teacher 19.9% students gave it excellent remark,56.06% students gave it very good,18.67% students gave it good,6% students gave it fair whereas none of the students gave it poor remarks.
3. For course delivery by faculty members in the class 24.75%,52%,22.73%,0.005% and 0% of students remarked it as excellent, very good, good, fair and poor respectively.
4. As far as usage of teaching aids and ICT in the class by faculty to facilitate teaching is considered 14.65% students considered it excellent,54.55% students considered it very good,23.74% students considered it as good 6.5% students considered it as fair and 0.005% students considered it as poor.
5. 25.25% ,56.06%,15.66%,3.03% and 0% of students considered excellent, very good, good, fair and poor fairness in the assessment processes respectively.
6. Regarding timely announcement of examination results 16.67% students gave it excellent remark,49.49% students gave it very good,19.7% students gave it good,11.62% students gave it fair whereas 2.53% of the students gave it poor remarks.
7. As far as availability beyond normal classes and co-operation to solve individual problems is considered 19.7% students considered it excellent,50.51% students

Babily

- considered it very good,25.75% students considered it as good, 3.54% students considered it as fair and 0.005% students considered it as poor.
8. 18.69% ,42.42%,27.27%,9.1% and 2.53% of students rated lab facilities as excellent, very good, good, fair and poor respectively.
 9. 17.17% students agreed that the opportunity they got to participate in internship, students exchange, field visit is excellent,58.08% agreed it to be very good,18.69% agreed it to be good 6.06% agreed it to be fair while none agreed to be poor.
 10. As far as opportunities for out of classroom learning (guest lectures, seminars, workshop, value added program, conferences, competitions) is considered 34.85% students considered it excellent,48.48% students considered it very good,15.15% students considered it as good 1.01% students considered it as fair and 0.005% students considered it as poor.
 11. For overall learning experiences 28.28%,55.56%,16.16%,0% and 0% of students remarked it as excellent, very good, good, fair and poor respectively.

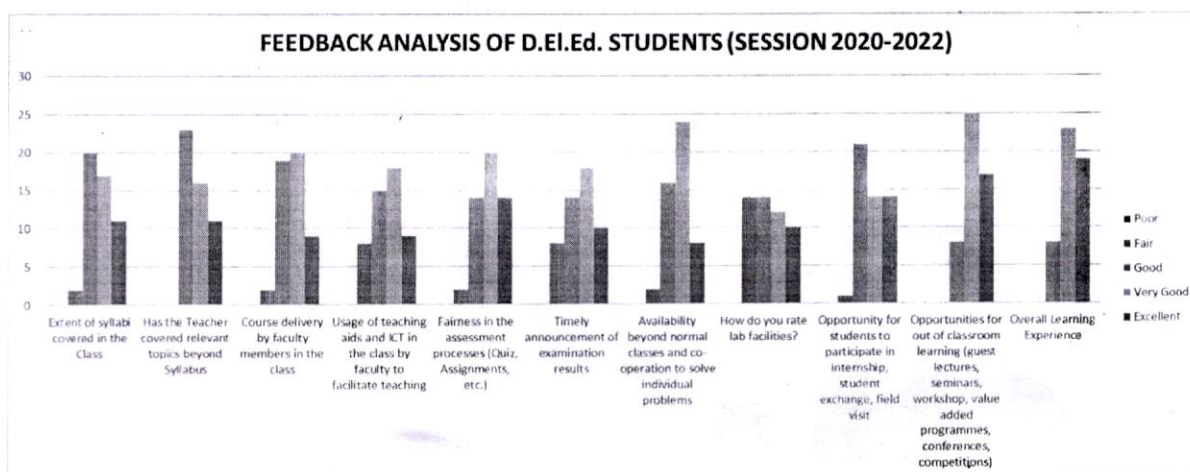


FEEDBACK ANALYSIS FOR D.El.Ed. STUDENTS (SESSION 2020-2022)

1. 22.0% students agreed that the extent of the syllabus covered in the class is excellent,34% agreed it to be very good,40% agreed it to be good,4% agreed to be fair while none of the students agreed for poorly covered.
2. Regarding the relevant topics beyond the syllabus covered by the teacher 22.0% students gave it excellent remark,32% students gave it very good,46% students gave it good whereas none of the students gave it either fair or poor remarks.
3. For course delivery by faculty members in the class 18%,40%,38%,4% and 0% of students remarked it as excellent, very good, good, fair and poor respectively.
4. As far as usage of teaching aids and ICT in the class by faculty to facilitate teaching is considered 18% students considered it excellent,36% students considered it very good,30% students considered it as good 16% students considered it as fair and 0% students considered it as poor.
5. 28% ,40%,28%,4% and 0% of students considered excellent, very good, good, fair and poor fairness in the assessment processes respectively.

Dabhi

6. Regarding timely announcement of examination results 20% students gave it excellent remark,36% students gave it very good,28% students gave it good,16% students gave it fair whereas 0% of the students gave it poor remarks.
7. As far as availability beyond normal classes and co-operation to solve individual problems is considered 16% students considered it excellent,48% students considered it very good,32% students considered it as good, 4% students considered it as fair and 0% students considered it as poor.
8. 20% ,24%,28%,28% and 0% of students rated lab facilities as excellent, very good, good, fair and poor respectively.
9. 28% students agreed that the opportunity they got to participate in internship, students exchange, field visit is excellent,28% agreed it to be very good,42% agreed it to be good 2% agreed it to be fair while none agreed to be poor.
10. As far as opportunities for out of classroom learning (guest lectures, seminars, workshop, value added program, conferences, competitions) is considered 34% students considered it excellent,50% students considered it very good,16% students considered it as good 0% students considered it as fair and 0% students considered it as poor.
11. For overall learning experiences 38%,46%,16%,0% and 0% of students remarked it as excellent, very good, good, fair and poor respectively.

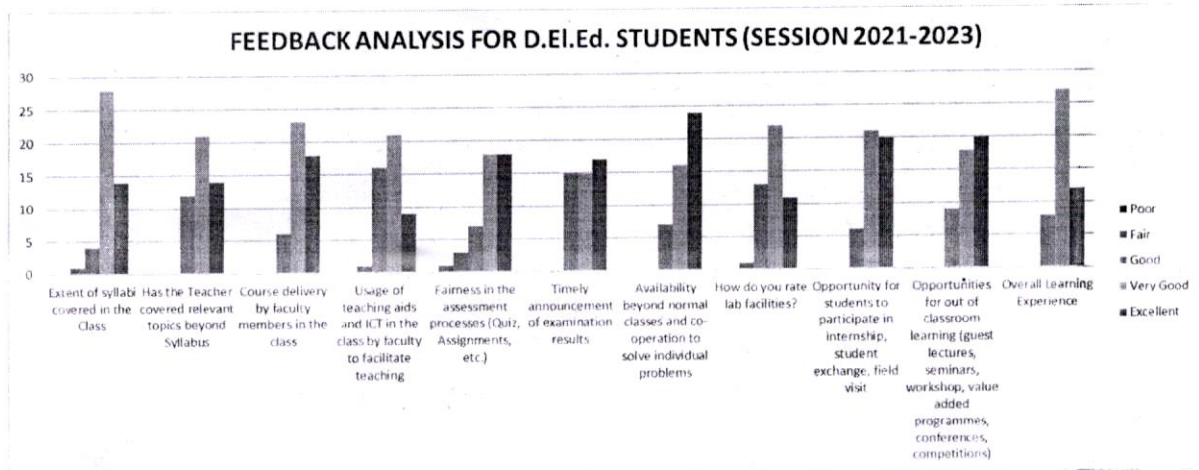


FEEDBACK ANALYSIS FOR D.EI.Ed. STUDENTS (SESSION 2021-2023)

1. 29.79% students agreed that the extent of the syllabus covered in the class is excellent,59.36% agreed it to be very good,8.51% agreed it to be good,2.13% agreed it to be fair while none of the students agreed for poorly covered.
2. Regarding the relevant topics beyond the syllabus covered by the teacher 29.97% students gave it excellent remark,44.68% students gave it very good,25.53% students gave it good, whereas none of the students gave it either fair or poor remarks.
3. For course delivery by faculty members in the class 38.3%,48.94%,12.77%,0% and 0% of students remarked it as excellent, very good, good, fair and poor respectively.
4. As far as usage of teaching aids and ICT in the class by faculty to facilitate teaching is considered 19.15% students considered it excellent,44.68% students considered it

Beekily

- very good,34.04% students considered it as good 2.13% students considered it as fair and 0% students considered it as poor.
5. 38.3% ,38.3%,14.89%,6.38% and 0% of students considered excellent, very good, good, fair and poor fairness in the assessment processes respectively.
 6. Regarding timely announcement of examination results 36.17% students gave it excellent remark,31.92% students gave it very good,31.92% students gave it good,0% students gave it fair whereas 0% of the students gave it poor remarks.
 7. As far as availability beyond normal classes and co-operation to solve individual problems is considered 51.06% students considered it excellent,34.04% students considered it very good,14.89% students considered it as good, 0% students considered it as fair and 0% students considered it as poor.
 8. 23.40%,46.81%,27.66%,2.13 and 0% of students rated lab facilities as excellent, very good, good, fair and poor respectively.
 9. 42.55% students agreed that the opportunity they got to participate in internship, students exchange, field visit is excellent,44.68% agreed it to be very good,12.77% agreed it to be good while none agreed to be either fair or poor.
 10. As far as opportunities for out of classroom learning (guest lectures, seminars, workshop, value added program, conferences, competitions) is considered 42.55% students considered it excellent,38.3% students considered it very good,19.15% students considered it as good,0% students considered it as fair and 0% students considered it as poor.
 11. For overall learning experiences 25.53%,57.45%,17.02%,0% and 0% of students remarked it as excellent, very good, good, fair and poor respectively.



Debi
 22.04.2022
 Principal
 Dev Sangha Institute of Professional
 Studies & Educational Research.
 (DIPSER) Deoghar (Jh.)