



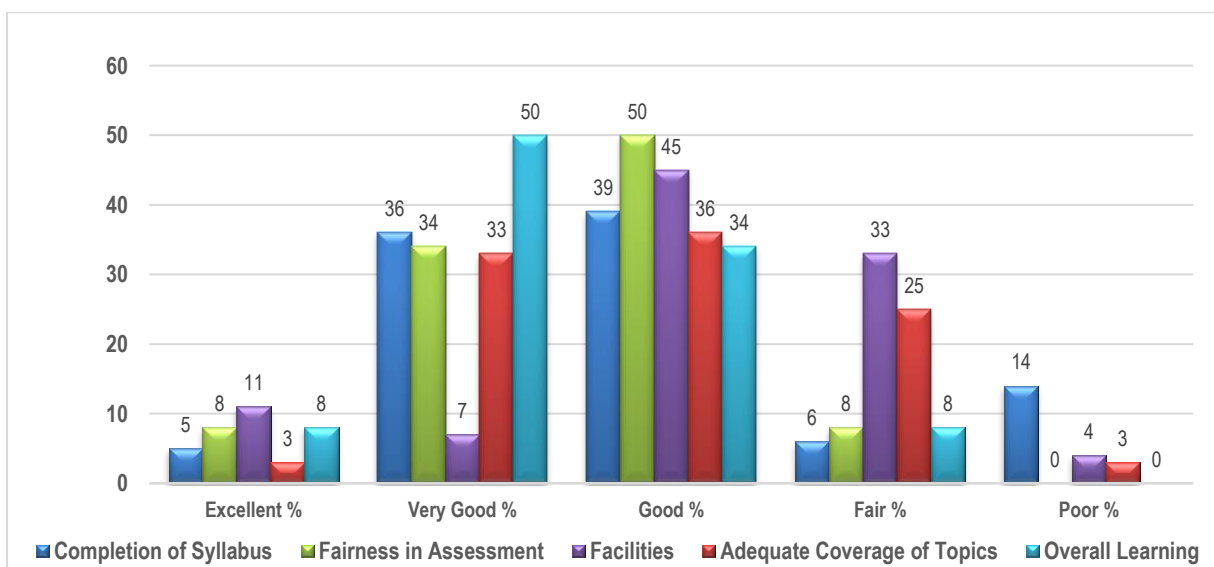
Dev Sangha Institute of Professional Studies and Educational Research

Analysis of Feedback (July-December, 2023)

The feedback was collected from the students, parents, teachers and alumnae about the quality and performance of Dev Sangha Institute of Professional Studies and Educational Research for the period July to December, 2023. The detailed analysis of the responses of the stakeholder's re as under;

1. Analysis of Students' Feedback:

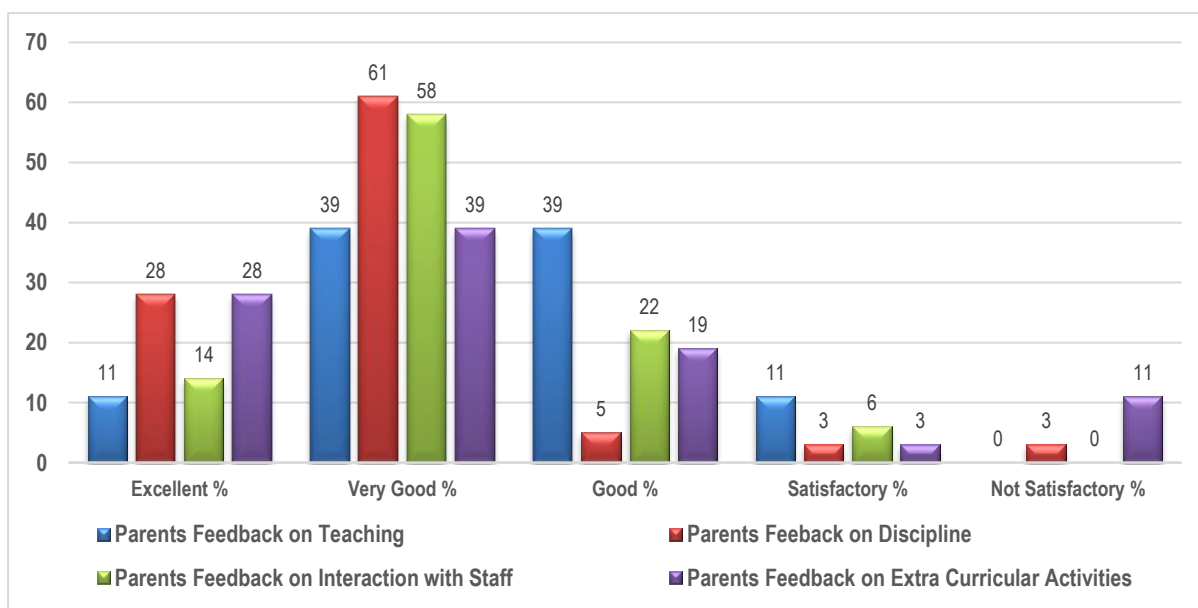
Analysis of Students' Feedback, July-December, 2023



- The students' response to 'Completion of Syllabi' received 5% in excellent, 36% in very good 39% in good, 6% in fair and 14% in poor. The result is encouraging but still need improvements by arranging remedial and tutorial classes regularly for the slow learners.
- The response on 'Fairness in Assessment' by the students recorded to 8% in excellent, 34% in very good, 50% in good, 8% and 0% in poor. That means the students are happy with evaluation process followed by the institute.
- 'Facilities' provided by the institute for the students recorded to 11% in excellent, 7% in very good, 45% in good, 33% in fair and 4% in poor responses by the students, which indicate that the institute provides excellent facilities to the students. Only 4% students responded in negative which could be related to their irregularity in attending the classes.
- The students' response to Adequate Coverage of Topic' during the academic period is very overwhelming which received 3% in excellent, 33% in very good, 36% in good, 25% in fair and 3% in poor. This indicates the teachers are taking regular classes.
- Student response to 'Overall Learning' received 8% in excellent, 50% in very good, 34% in good, 8% in fair and 0% in poor. This show the teachers are able to clear the doubts of the students and help them in their learning meticulously.

2. Analysis of Parents' Feedback

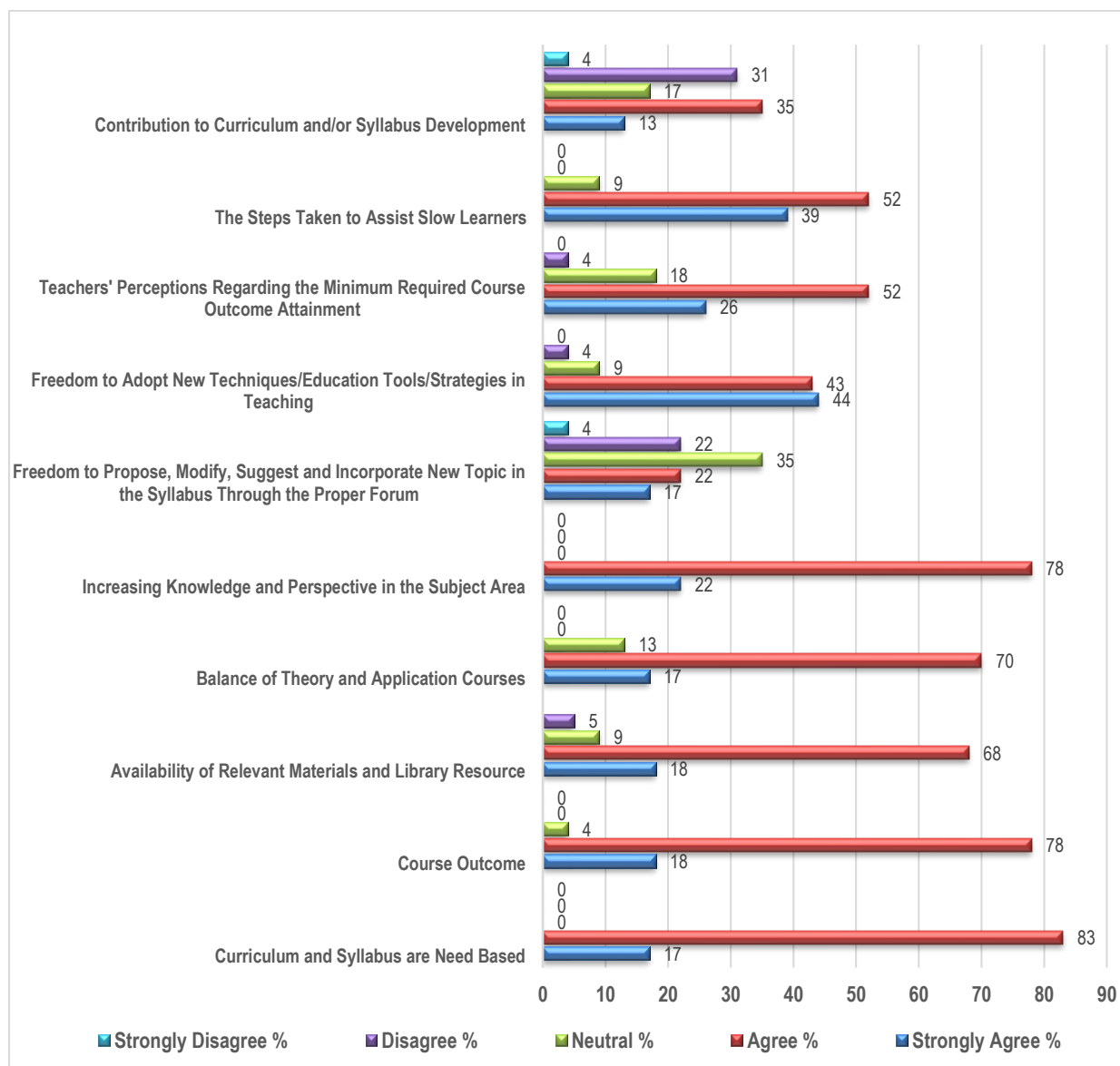
Analysis of Parents' Feedback, July-December, 2023



- The first question asked was 'Parents' Feedback on Teaching', which received a response from the parents to Excellent 11%, Very Good 39%, Good 39% and satisfactory 11% and not satisfactory 0%. From the response it could be concluded that efforts put by the teachers' in teaching the subject content is encouraging and need to put more efforts to receive the excellence mark. The bar diagram shows a positive sign and scope for further improvement.
- The second question was asked on 'Discipline' of Institute, which received 28% in excellent , 61% very good, 5% good, 3% satisfactory and 0% not satisfactory, which shows the DIPSER is one best disciplined teachers training institute in state. Therefore a scope for improvement is still there.
- The third question asked to the parents was on 'Parent's Feedback on Interaction' with Staff' which received a response of 14% in excellent, 58% in very good, 22% in good, 6% satisfactory and 0% not satisfactory. From the percentage of responses received by the parents it could be concluded that the different staff of the institute are very cordial and able to help the parents in resolving about their doubts and queries on a positive note.
- The fourth question was on 'Parents' Feedback on Extra-Curricular Activities', of the institute to which parents responded to 11% in excellent, 39% in very good, 19% in good, 3% in satisfactory and 11% in not satisfactory. It reflects from the feedback of the parents that institute gives due importance to extra curricula activities apart from curricula activity which is very important in all round development of the students and the DIPSER is committed to it.

3. Analysis of Teachers' Feedback

Analysis of Teachers' Feedback, July-December, 2023

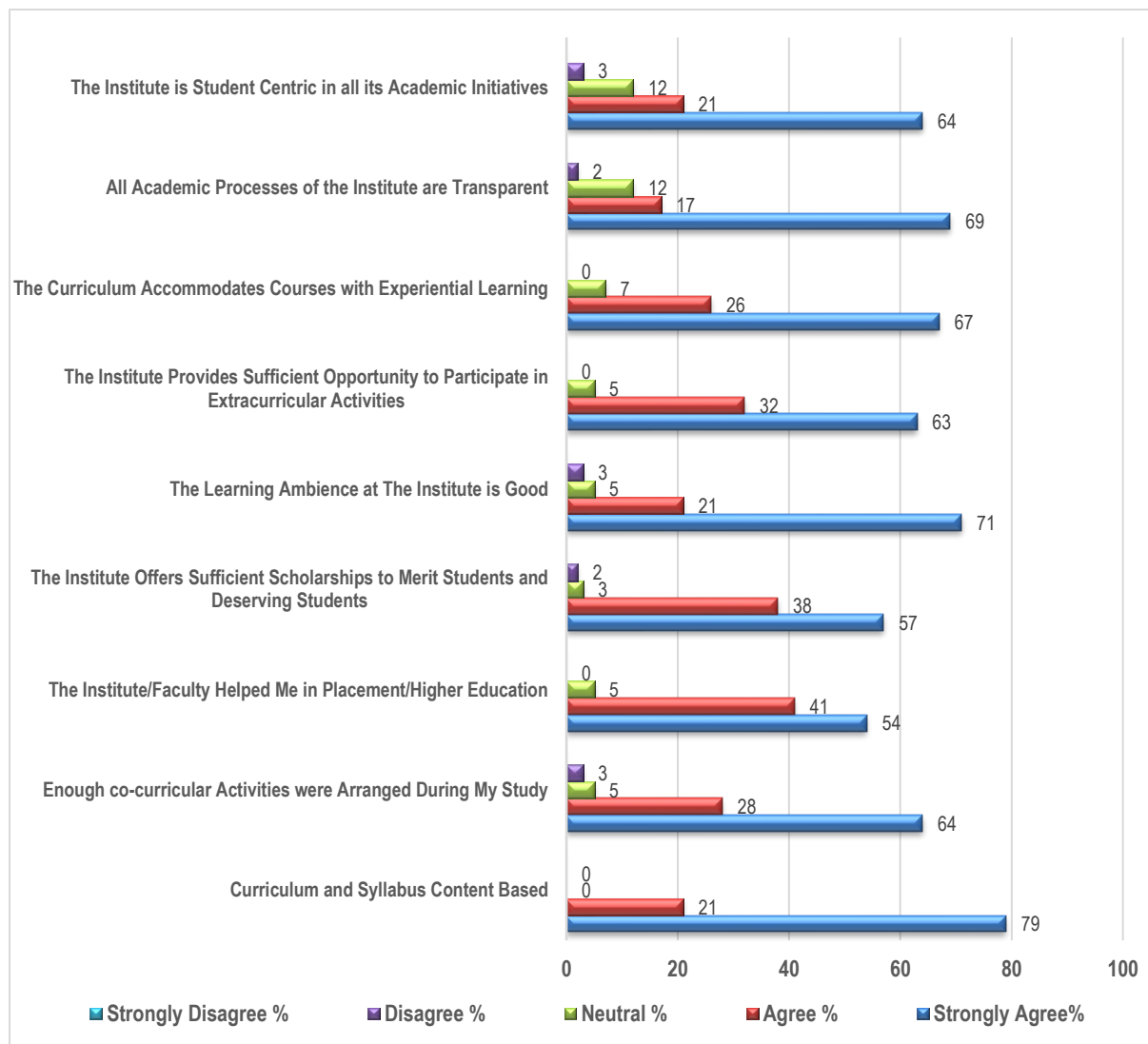


- The teachers responses to ‘Curriculum and Syllabus are Need Based’ received 17% in strongly agree, 83% in agree and 0% in neutral, disagree and strongly disagree, which is a very positive sign showing the teachers are able understand the curricula prescribed by the university for the course.
- The teacher response to the statement ‘Course Outcome’ received 18% strongly agree, 78% agree, 4% in neutral and 0% in disagree and strongly disagree. The response shows that the teachers are able to understand the courses to be taught and how to achieve the desired goal.
- ‘Availability of Relevant Materials and Library Resource’ received the response from the teachers’ to 18% in strongly agree, 68% in agree, 9% in neutral 5% in Disagree and 0% in strongly disagree. It signifies that the library of DIPSER contains enough study materials required for the different courses both for the students as well as for the teachers.

- The statement ‘Balance of Theory and Application Courses’ received a response from the teachers to 17% in strongly agree, 70% in agree, 13% in neutral and 0% in disagree and strongly disagree. This shows that the courses taught has a balance curriculum between theory and applications.
- The statement ‘Increasing Knowledge and Perspective in the Subject Area’ received the response of teachers’ to 22% in strongly agree, 78% in agree and 0% in neutral, disagree and strongly disagree. This shows the course and syllabus of study prescribed by the university is helpful in enhancing knowledge and perspectives in the subject area of the student as well as the teachers.
- The statement ‘Freedom to Propose, Modify, Suggest and Incorporate New Topic in the Syllabus Through the Proper Forum’ received the responses from the teachers to 17% in strongly agree, 22% in agree, 35% in neutral, 22% in disagree and 4% in strongly disagree, which shows majority of the teachers’ disagree to the statement that they do not have the freedom to do so. The majority of answer received in negative to the statement by the teachers could be supported by the SKMU rule which states that affiliated institutions have no stake on the above statement.
- The statement ‘Freedom to Adopt New Techniques/ Education Tools/ Strategies in Teaching’ received a response from the teachers’ to 44% strongly agree, 43% to agree, 9% remained neutral, 4% disagree and 0% strongly disagree. This shows that the majority of the teachers agree to the statement that they have the freedom to adopt new techniques, education tools, or strategies in teaching. It indicates that the teachers are able to understand very well how to transact the curricula in the classroom effectively.
- The statement ‘Teachers’ Perceptions Regarding the Minimum Required Course Outcome Attainment’ received a total response from the teachers to 26% strongly agree, 52% to agree, 18% to neutral, 4% to disagree and 0% to strongly disagree. The response shows the confidence of the teachers that they will be able to attain the requirement of the statement.
- The statement ‘The Steps Taken to Assist Slow Learners’, received response from the teachers to 39% in strongly agree, 52% in agree, 9% in neutral and 0% in disagree and strongly disagree. It indicates that there are stratified measures followed by the teachers to assist the slow learners in the institute.
- The statement ‘Contribution to Curriculum and/or Syllabus Development’, received a total responses from the teachers to 13% strongly agree, 36% in agree, 17% in neutral, 31% in disagree and 4% in strongly disagree. This indicates the teachers at their level are able to transact the curriculum prescribed by the university in flexible manner for the benefit of the students.

4. Analysis of Alumnae Feedback

Analysis of Alumnae Feedback, July-December, 2023



- The alumnae feedback on the ‘curriculum and Syllabus Content Based’ received the response to 79% in strongly agree, 21% in agree and 0% in neutral, disagree and strongly disagree, which means the majority of the alumni are of the opinion that the curriculum and syllabus content of teacher education course taught in the college is appropriate for their placement and also in continuing with their higher education.
- The statement "Enough co-curricular Activities Were Arranged During my Study," received responses by the alumnae to 64% in strongly agree, 28% in agree, 5% in neutral, 3% in disagree and 0% in strongly disagree.
- The statement "The Institute/Faculty Helped me in Placement/Higher Education" received responses from the alumnae to 54% in strongly agree, 41% in agree, 5% in neutral and 0% in disagree and strongly disagree. The overwhelming response shows that the institute and the faculty are serious in doing the placements of its students after completion of their course and also provide necessary guidance to those who wants to continue with their higher studies.
- The statement, "The Institute Offers Sufficient Scholarships to Merit students and Deserving Students" received responses to 57% in strongly agree, 38% in agree, 3% in neutral, 2% in disagree and 0% in strongly disagree. The responses received is a good sign that the institute is concern about the students financial issues so that no students should remained left out of their study due to dearth of financial crisis.

- The statement, 'The Learning Ambience at the Institute is Good' received responses from the alumnae to 71% in strongly agree, 21% in agree, 5% in neutral, 3% disagree and 0% to strongly disagree. The response received is boost to the institute and should take more steps to make it much better.
- The statement "The Institute Provides Sufficient Opportunity to Participate in Extra Curricular Activities," received responses from the alumnae to 63% in strongly agree, 32% in agree, 5% in neutral and 0% in disagree and strongly disagree. This shows that the institute provides sufficient opportunities to its students to take part in the extracurricular activities.
- The alumnae feedback on the statement, "The Curriculum Accommodates Courses with Experiential Learning," received responses from the alumnae to 67% in strongly agree, 26% in agree, 7% in neutral and 0% in disagree and strongly disagree. This is a good sign that the institute provide hands on learning experience to its students.
- The alumnae feedback on the descriptor, "All Academic Processes of the Institute are Transparent," received responses from the alumnae to 69% in strongly agree, 17% in agree, 12% in neutral, 2% in disagree and 0% in strongly disagree; which shows that institute follows a very transparent policy in its academic activities.
- The alumni feedback on the statement, "The Institute is Student Centric in all its Academic Initiatives," received responses from the alumnae to 64% in strongly agree, 21% in agree, 12% in neutral, 3% in disagree and 0% in strongly disagree. The percentage of positive response from the alumni is boost to the institute that the institute functions for the benefit of its students.